



PHARMA
HERMETIC

AMPOULE 2 ML

APPLICATION PROTOCOL

1st month

1	2	3	4	5	6	7
8	9	10	11	12	13	14
15	16	17	18	19	20	21
22	23	24	25	26	27	28
29	30					

2nd month

1	2	3	4	5	6	7
8	9	10	11	12	13	14
15	16	17	18	19	20	21
22	23	24	25	26	27	28
29	30					

- Dry hair application
- Massage the area to improve vasodilation
- Use the dermaroller (0,5 mm)
- Apply 1 ampoule and massage to scalp
- Re-use the dermaroller (0,5 mm)
- Wait 5 minutes for full absorption
- Preferably to apply in the evening
- Avoid direct sunlight after each session for - 8 hours
- Do not wash the hair and scalp for - 8 hours
- Apply 1 ampoule every 3 days.
- 1 pack contains 10 x 2 ml ampoules
- Use at least 10 ampoules - for a 60 day standard treatment)

APPLICATION PROTOCOL SP55 AMPOULES



PHARMA
HERMETIC

MAINTENANCE

APPLICATION PROTOCOL

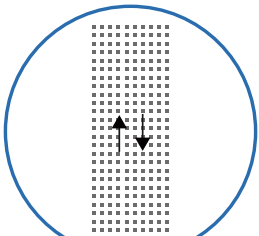

MAINTENANCE TREATMENT

- Maintenance treatment 1 phial every 30 days..
- Maintenance treatment 1 ampoule every 15 days.
- Maintenance treatment 1 application per week.

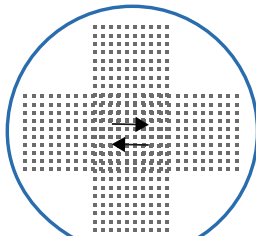
Instructions for use derma roller.

Dry-hair application, massage the scalp to improve vasodilation and absorption capacity. Apply the derma roller (0,5 mm) gently. Roll up and down the skin 3-4 times using equal speed and light pressure (do not lift roller off the skin). First vertically, then horizontally and the diagonally across both ways.

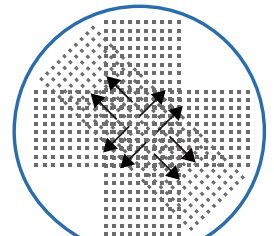
Caution! Do not use the roller on infected skin, irritated skin, fungal skin, rosacea, active acne etc. If there is any skin sensitivity stop using immediately and consult a doctor or a skin specialist. If you are not sure about your skin condition consult a dermatologist before using. To ensure hygiene we recommend disinfecting the derma roller e.g. with Barbicide disinfecting solution. Store carefully and keep out of reach of children.



VERTICALLY



HORIZONTALLY



DIAGONALLY

APPLICATION PROTOCOL MAINTENANCE