



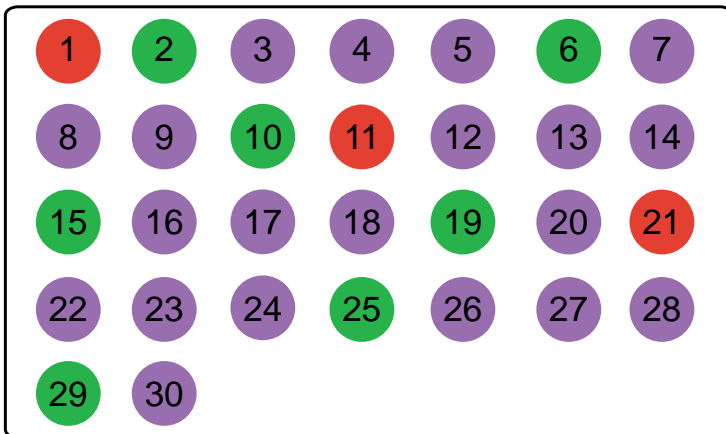
PHARMA  
HERMETIC



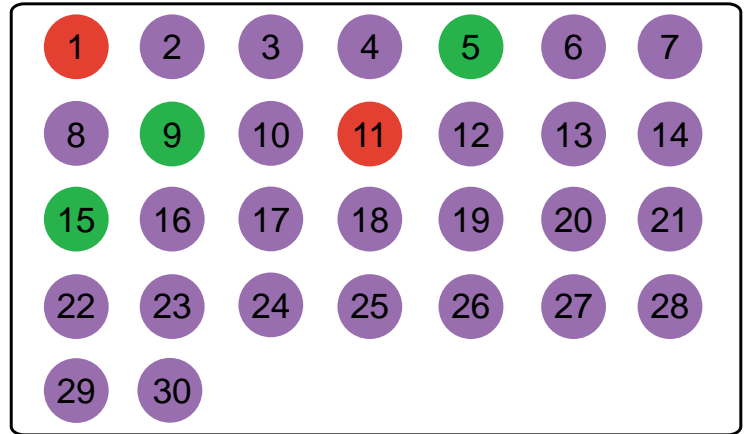
## SILVER KIT

APPLICATION PROTOCOL

### 1st month



### 2nd month



- Dry-hair application
- Massage the scalp to improve vasodilation
- Use the dermo roller (0,5 mm)
- Massage 1 phial, ampoule or spray in the scalp
- Use again the dermo roller (0,5 mm)
- Wait 5 min. for full absorption
- Preferably apply before bedtime.
- Avoid direct sunlight after every session - 8h
- Do not shampoo after every session - 8h

- Apply one phial every 10 days. (5 phials - 50 days standard treatment)
- Apply one ampoule every 3 days. (10 ampoules - 60 days standard treatment)
- Daily application. (1 bottle lotion - as a standard treatment)

**APPLICATION PROTOCOL SP55 SILVER KIT**



PHARMA  
HERMETIC

## SILVER KIT

APPLICATION PROTOCOL

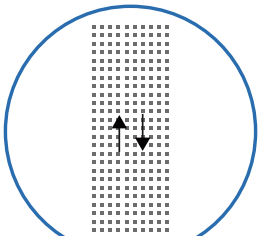
### MAINTENANCE TREATMENT

- Maintenance treatment 1 phial every 30 days..
- Maintenance treatment 1 ampoule every 15 days.
- Maintenance treatment 1 application per week.

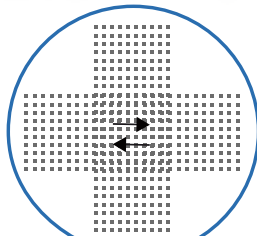
### Instructions for use derma roller.

Dry-hair application, massage the scalp to improve vasodilation and absorption capacity. Apply the derma roller (0,5 mm) gently. Roll up and down the skin 3-4 times using equal speed and light pressure (do not lift roller off the skin). First vertically, then horizontally and the diagonally across both ways.

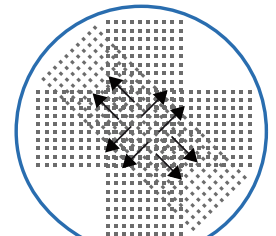
**Caution!** Do not use the roller on infected skin, irritated skin, fungal skin, rosacea, active acne etc. If there is any skin sensitivity stop using immediately and consult a doctor or a skin specialist. If you are not sure about your skin condition consult a dermatologist before using. To ensure hygiene we recommend disinfecting the derma roller e.g. with Barbicide disinfecting solution. Store carefully and keep out of reach of children.



VERTICALLY



HORIZONTALLY



DIAGONALLY

APPLICATION PROTOCOL SP55 SILVER KIT